

A CLEANER PORT.
A BRIGHTER
FUTURE.



POLA Air Quality Monitoring Program Expansion Update

Wilmington Community Meeting

**Environmental Management Division
Port of Los Angeles**

**Presented by
Lisa Wunder, Environmental Specialist**

April 17, 2008



AIR



Background

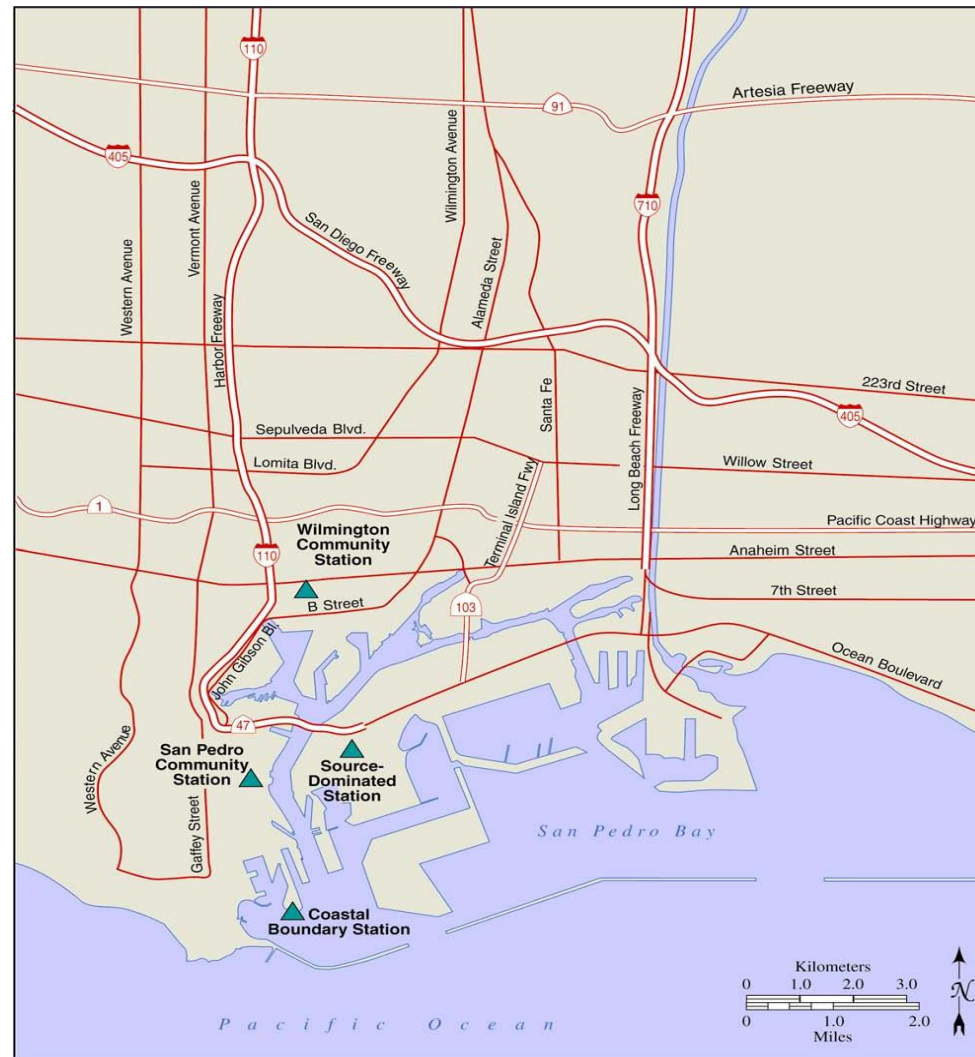
- Monitoring Began in February 2005
 - Community Stations
 - » Wilmington (Saint Peter & Paul School)
 - » San Pedro (Liberty Hill Plaza)
 - “Source Dominated” Station
 - » Terminal Island
 - “Background” Station
 - » Berth 47
- Parameters Measured
 - PM2.5 (filter-based) at all stations
 - PM10 (filter-based) at the Wilmington station
 - Elemental carbon (filter-based) at all stations
 - Meteorological monitoring conducted at each site
- Historical graphs, tables, and annual monitoring reports may be viewed at the POLA website: www.portoflosangeles.org

A CLEANER PORT.
A BRIGHTER
FUTURE.



AIR

POLA Air Monitoring Network



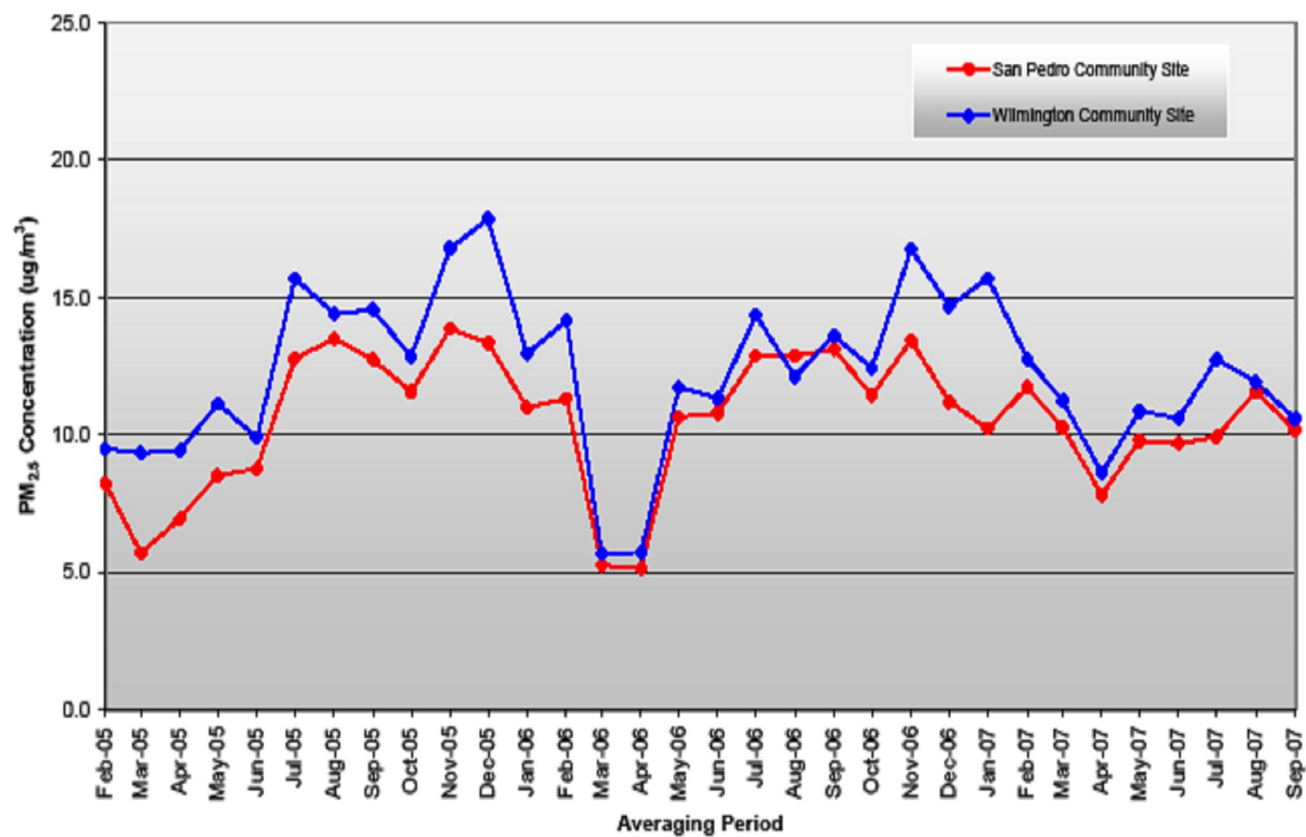
A CLEANER PORT.
A BRIGHTER
FUTURE.



AIR

PM_{2.5} Monthly Monitoring Results

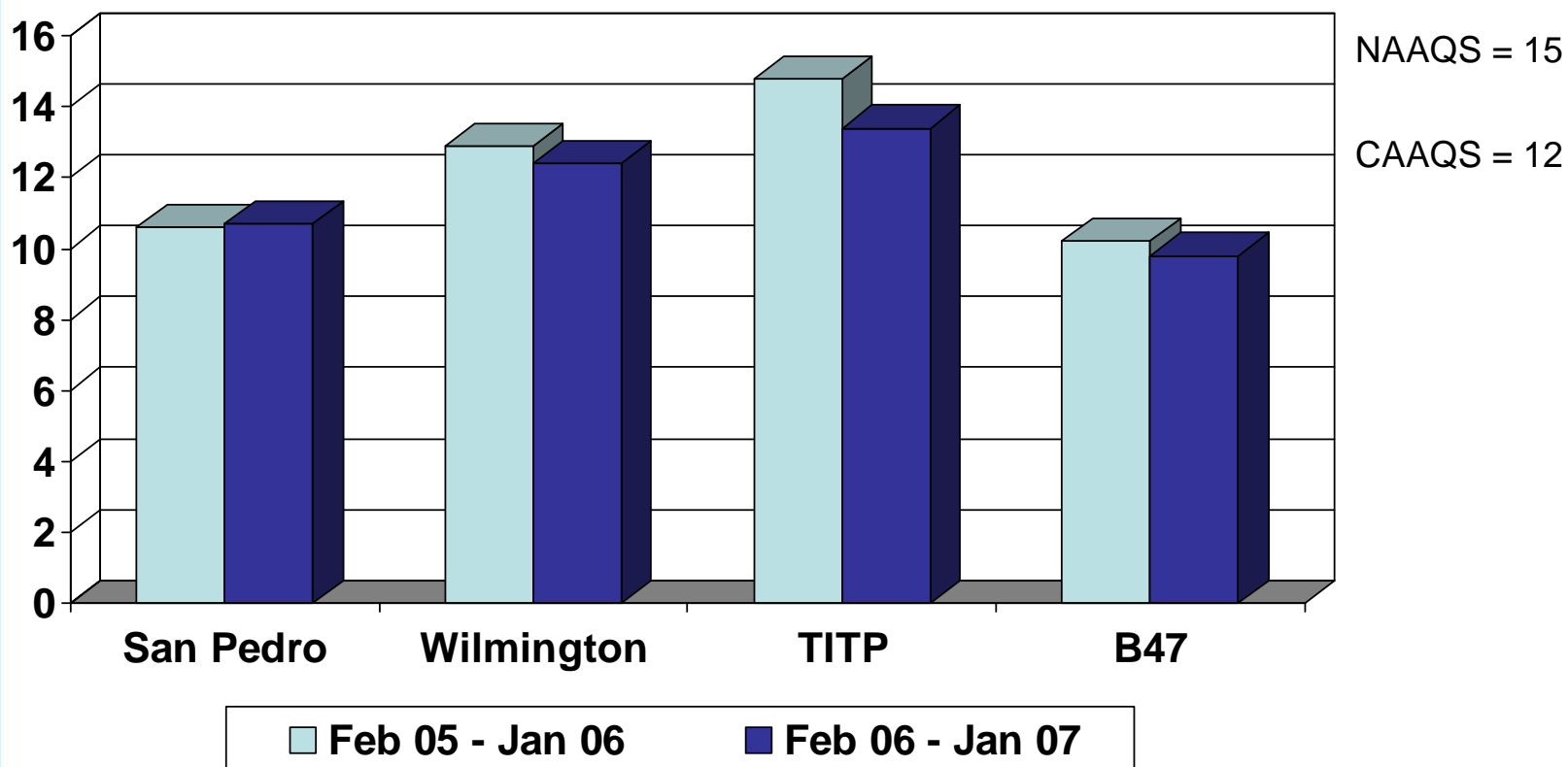
Monthly Average PM_{2.5} Concentrations at the Port of Los Angeles
February 2005 - September 2007
(POLA Community Stations)



A CLEANER PORT.
A BRIGHTER
FUTURE.



PM2.5 Annual Average Monitoring Results ($\mu\text{g}/\text{m}^3$)



AIR



Expanded Air Monitoring Network

Real-Time Air Pollutant Monitoring

- NO₂ (nitrogen dioxide)
- SO₂ (sulfur dioxide)
- CO (carbon monoxide)
- O₃ (ozone)
- PM_{2.5}
- PM₁₀
- Ultrafine Particle Counter
- PAH monitor (polycyclic aromatic hydrocarbons)
 - USEPA grant



Berth 47

- “Coastal boundary” station
- Expanded monitoring began November 2007





Terminal Island Treatment Plant

- “Source-Dominated” Station
- Expanded monitoring began November 2007





Saints Peter and Paul School

- Wilmington Community Station
- 2004 Validation Study
- Expanded monitoring began March 2008
- SCAQMD partnership





Promenade (formerly LHP)

- San Pedro Community Station
- 2004 Validation Study
- 2007 Validation Study
- Start-up April 2008
- Will collect concurrent samples





Continuous Air Monitoring

- Joint website showing data from four POLA stations as well as the two POLB stations:
<http://caap.airsis.com/>
- Data uploaded at hourly intervals
 - NO₂, SO₂, CO, O₃, PM, Ultrafines, and PAHs
 - Wind Speed, Direction, Temperature
- Map View, Current Data, Historical Data, Reports
- Publicly-accessible
 - POLA Website: www.portoflosangeles.org
 - San Pedro Bay Ports Clean Air Action Plan Website: www.cleanairactionplan.org
- Site Enhancement
 - Glossary



Future of Monitoring/Results

- Track long term air quality trends and success of the San Pedro Bay Ports Clean Air Action Plan
- Conduct Source Apportionment studies
- Collaborate with agencies and organizations to improve data and conduct special studies
 - SCAQMD/ARB
 - USC
 - University of Denver

A CLEANER PORT.
A BRIGHTER
FUTURE.



Contact Information

Lisa Wunder
Environmental Specialist
Port of Los Angeles
Environmental Management Division

P.O. Box 151
San Pedro, CA 90731

lwunder@portla.org

(310) 732-7688 direct

(310) 732-3675 main

(310) 547-4643 fax

www.portoflosangeles.org

AIR